



More Volts =
More Power

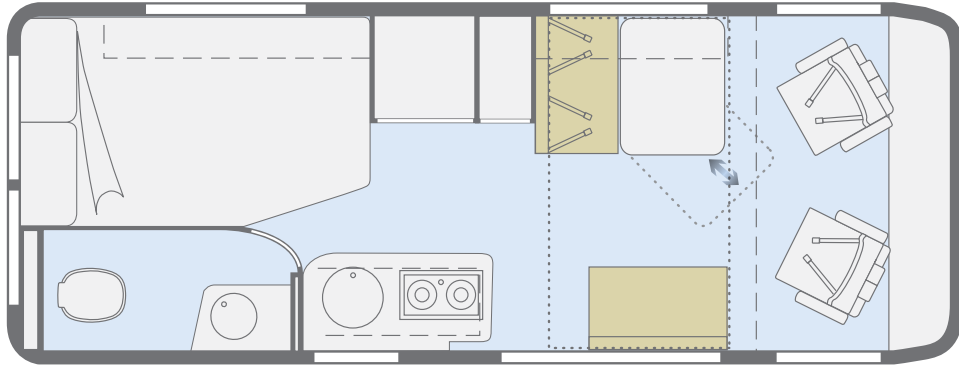


Based on the powerful, fuel-efficient Ram ProMaster® chassis, the Travato® has been at the forefront of the B-van revolution since its launch. The Travato is better than ever with the launch of the new Pure³ Energy Management System available on the 59 GL & 59 KL floorplans. With significant upgrades that outperform the competition, the Travato offers an impressive 48-volt system that delivers seamless operation, power,

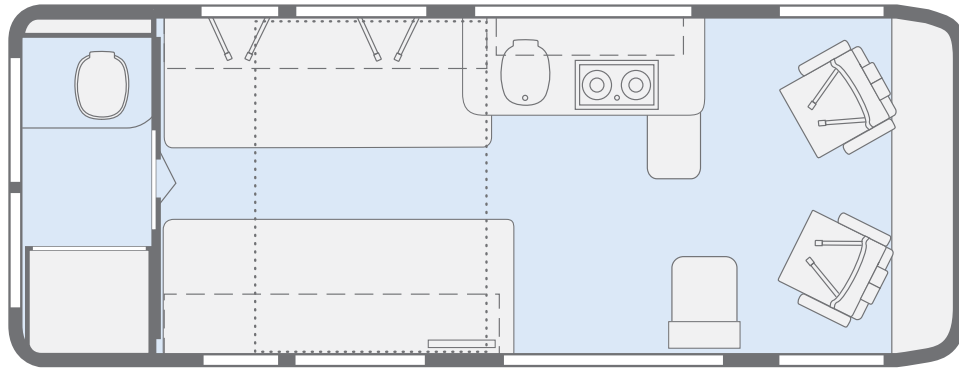
reliability, and sustainability. Thanks to premium features such as Corian® countertops, energy-saving Truma Combi eco plus heating, and the Deluxe FROLI® sleeping system, the new Travato is better than ever. Standard features like a 3,600-watt Pure³ sinewave inverter, residential MPPT solar controller, and new interior décor colorways, alongside several options, allows you to tailor the Travato to suit your needs.

TRAVATO

WINNEBAGO




59G / 59GL



59K / 59KL



Ultraleather



Vinyl

Weights | Measures

	59G	59K	59GL	59KL
Length	21'	21'	21'	21'
Exterior Height ¹	9'4"	9'4"	9'4"	9'4"
Exterior Width ²	6'9"	6'9"	6'9"	6'9"
Awning Length	13'	13'	13'	13'
Interior Height	6'3"	6'3"	6'3"	6'3"
Interior Width	6'2"	6'2"	6'2"	6'2"
Freshwater Tank Capacity ⁴ (gal.)	21	23	18	18
Water Heater Capacity (gal.)	2.6*	2.6*	2.6*	2.6*
Holding Tank Capacity - Black/Gray ⁴ (gal.)	11/15	13/13	11/15	12/13
LP Capacity ⁵ (gal.)	6	6	6	6
Fuel Capacity (gal.)	24	24	24	24
GCWR ⁶ (lbs.)	11,500	11,500	11,500	11,500
GVWR (lbs.)	9,350	9,350	9,350	9,350
GAWR - Front (lbs.)	4,630	4,630	4,630	4,630
GAWR - Rear (lbs.)	5,291	5,291	5,291	5,291
Wheelbase	159"	159"	159"	159"
Seating Capacity	4	4	4	4

- The height of each model is measured to the top of the tallest standard feature and is based on the curb weight of a typically equipped unit. The actual height of your vehicle may vary by several inches depending on chassis or equipment variations. Please contact your dealer for further information.
- Capacities are based on measurements prior to tank installation. Slight capacity variations can result due to installation applications.
- Capacities shown are tank manufacturer's listed water capacity (W.C.) Actual filled LP capacity is 80% of listing due to overfilling prevention device on tank.
- Actual towing capacity is dependent upon your particular loading and towing circumstances, which includes the GVWR, GAWR and GCWR as well as adequate trailer brakes. Please refer to the Operator's Manual of your vehicle for further towing information.

- See separate chassis warranty.
- See your dealer for complete warranty information. Not all items available in combination. See dealer for details. Winnebago's[®] continuing program of product improvement makes specifications, equipment, model availability, and prices subject to change without notice. Published content reflects the most current product information at time of printing. Please consult your dealer for individual vehicle features and specifications.